

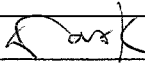



**BO-JIANG****帛江科技股份有限公司**

BO-JIANG TECHNOLOGY CO., LTD.

PRODUCT SPECIFICATION (產品規格書)

PART NO.(圖號)	7098NT700CF001B	DATE (日期)	2009/ 11 / 12	
TITLE(產品名稱)	BNC T-ANGLE JACK-PLUG-JACK ADAPTOR			
MATERIAL AND FINISH(材質及表面處理)				
DESCRIPTION(名稱)		MATERIAL(材質)	FINISH(表面處理)	
Center Contact(中心導體)		BRASS	3 μ" GOLD	
Insulator(絕緣體)		DELRIN	WHITE	
Outer Contact(外導體)		BRASS	70 μ" NICKEL	
Others(其它)	C RING · WASHER	SS41	70 μ" NICKEL	
	SPRING	SK5	70 μ" NICKEL	
	GASKET	SILICONE	RED	
ELECTRICAL(電氣特性)				
項目		測試條件	測試規格	
Impedance(阻抗)		0 ~ 3 GHz	75 Ω	
Voltage Standing Wave Ratio(VSWR;駐波比)		0 ~ 3 GHz	2.3 Max	
Dielectric Withstanding Voltage(絕緣耐電壓)		DC, time: 60sec	1500 Vrms Min.	
Contact Resistance (導體阻抗)	Center Contact (中心導體)	DC 0.2V, 1A	3 mΩ Max.	
	Outer Contact(外導體)	DC 0.2V, 1A	2 mΩ Max.	
Insulation Resistance(絕緣阻抗)		DC 500V, time: 60sec	5000 MΩ Min.	
MECHANICAL(機械特性)				
項目		測試條件	測試規格	
Force To Engage/Disengage(接合力/脫離力):		N/A	2.5 in-lbs. max. / 3 lbs. max.	
Coupling Nut Retention(聯結螺帽承受力):		60mm/min	100 lbs. min.	
REMARKS(備註)				
1. Between BODY (NO.1) And BODY (NO.4) Must Withstand A 100 lbs. Min. Axial Force. (軸向力測試)。 2. Between BODY (NO.1) And C RING (NO.5) Must Withstand A 6 lbs. Min. Axial Force. (軸向力測試)。 3. Between BODY (NO.4) And INSULATOR (NO.6) Must Withstand A 6 lbs. Min. Axial Force. (軸向力測試)。 <div style="text-align: right; margin-top: 20px;">  </div>				
A	N/A			
Issue 版本	Revision 修改記錄	Approved 核准	Checked 審核	Drawn 製定